


# 6

## Physical and Chemical Changes

**E**very day you come across many changes in your surroundings. These changes may involve one or more substances. For example, your mother may ask you to dissolve sugar in water to make a cold drink. Making a sugar solution is a change. Similarly, setting curd from milk is a change. Sometimes milk becomes sour. Souring of milk is a change. Stretched rubber band also represents a change.

Make a list of ten changes you have noticed around you.

In this chapter we shall perform some activities and study the nature of these changes. Broadly, these changes are of two kinds, **physical** and **chemical**.



*Fig. 6.1 Paper pieces*

### 6.1 PHYSICAL CHANGES

#### Activity 6.1

Cut a piece of paper in four square pieces. Cut each square piece further into four square pieces. Lay these pieces on the floor or a table so that the pieces acquire the shape of the original piece of paper (Fig. 6.1).

Obviously, you cannot join the pieces back to make the original piece, but is there a change in the property of the paper?

#### Activity 6.2

Collect the chalk dust lying on the floor near the blackboard in your classroom. Or, crush a small piece of chalk into dust. Add a little water to the dust to make a paste. Roll it into the shape of a piece of chalk. Let it dry.

Did you recover chalk from the dust?

#### Activity 6.3

Take some ice in a glass or plastic tumbler. Melt a small portion of ice by placing the tumbler in the sun. You have now a mixture of ice and water. Now place the tumbler in a freezing mixture (ice plus common salt).

Does the water become solid ice once again?

## Activity 6.4

Boil some water in a container. Do you see the steam rising from the surface of water? Hold an inverted pan by its handle over the steam at some distance from the boiling water. Observe the inner surface of the pan.

Do you see any droplet of water there?

## Activity 6.5

### CAUTION

Be careful while handling a flame.

Hold a used hack-saw blade with a pair of tongs. Keep the tip of the free end on the flame of a gas stove. Wait for a few minutes.

Does the colour of the tip of the blade change?

Remove the blade from the flame. Observe the tip once again after some time.

Does it get back its original colour?

In Activities 6.1 and 6.2 above, you saw that paper and a piece of chalk underwent changes in size. In Activities

6.3 and 6.4, water changed its state (from solid to liquid, or from gas to liquid). In Activity 6.5, the hack-saw blade changed colour on heating.

Properties such as shape, size, colour and state of a substance are called its **physical properties**. A change in which a substance undergoes a change in its physical properties is called a **physical change**. A physical change is generally reversible. **In such a change no new substance is formed.**

Let us now consider the other kind of change.

## 6.2 CHEMICAL CHANGE

A change with which you are quite familiar is the rusting of iron. If you leave a piece of iron in the open for some time, it acquires a film of brownish substance. This substance is called **rust** and the process is called **rusting** (Fig. 6.2). Iron gates of parks or farmlands, iron benches kept in lawns and gardens, almost every article of iron, kept in the open gets rusted. At home you must have seen shovels and spades getting rusted when exposed to the




Fig. 6.2 Rusting iron

atmosphere for some time. In the kitchen, a wet iron pan (*tawa*) often gets rusted if left in that state for some time. Rust is not iron. It is different from iron on which it gets deposited.

Let us consider a few more changes where new substances are formed.

### Activity 6.6

(To be demonstrated by the teacher)

#### CAUTION

It is dangerous to look for long at the burning magnesium ribbon. The teachers should advise children not to stare at the burning ribbon.

Get a small piece of a thin strip or ribbon of magnesium. Clean its tip with sandpaper. Bring the tip near a candle flame. It burns with a brilliant white


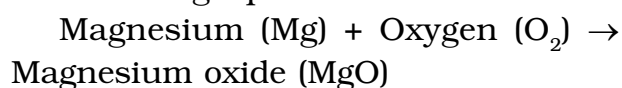


Fig. 6.3 Magnesium ribbon burning

light (Fig. 6.3). When it is completely burnt it leaves behind a powdery ash.

Does the ash look like the magnesium ribbon?

The change can be represented by the following equation:



The equations here are different from those in mathematics. In equations of this kind, the arrow implies 'becomes'. No attempt should be made to balance chemical equations at this stage.

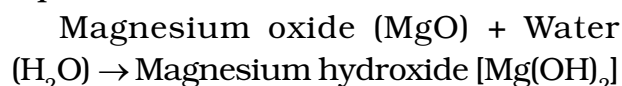
Collect the ash and mix it with a small amount of water. Stir the mixture (aqueous solution) well. Test the mixture with blue and red litmus papers.

Does the mixture turn red litmus blue?

Does the mixture turn blue litmus red?

On the basis of this test, how do you classify the aqueous solution — acidic or basic?

On dissolving the ash in water it forms a new substance. This change can be written in the form of the following equation:



As you have already learnt in Chapter 5, magnesium hydroxide is a base. So, magnesium oxide is a new substance formed on burning of magnesium. Magnesium hydroxide is another new

substance formed by mixing magnesium oxide with water.

### Activity 6.7

**(To be demonstrated by the teacher)**

Dissolve about a teaspoonful of copper sulphate (blue vitriol or *neela thotha*) in about half a cup of water in a glass tumbler or a beaker. Add a few drops of dilute sulphuric acid to the solution. You should get a blue coloured solution. Save a small sample of the solution in a test tube or a small glass bottle. Drop a nail or a used shaving blade into the remaining solution. Wait for half an hour or so. Observe the colour of the solution. Compare it with the colour of the sample solution saved separately (Fig. 6.4).



**Fig. 6.4** Change in colour of the copper sulphate solution due to reaction with iron

Do you see any change in the colour of the solution?

Take out the nail or the blade.

Has it changed in any way?

The changes that you notice are due to a reaction between copper sulphate and iron. The change of

colour of the solution from blue to green is due to the formation of iron sulphate, a new substance. The brown deposit on the iron nail is copper, another new substance. We can write the reaction as:

Copper sulphate solution (blue) + Iron  
→ Iron sulphate solution (green)  
+ Copper (brown deposit)

### Activity 6.8

Take about a teaspoonful of vinegar in a test tube. Add a pinch of baking soda to it. You would hear a hissing sound and see bubbles of a gas coming out. Pass this gas through freshly prepared lime water as shown in Fig. 6.5.

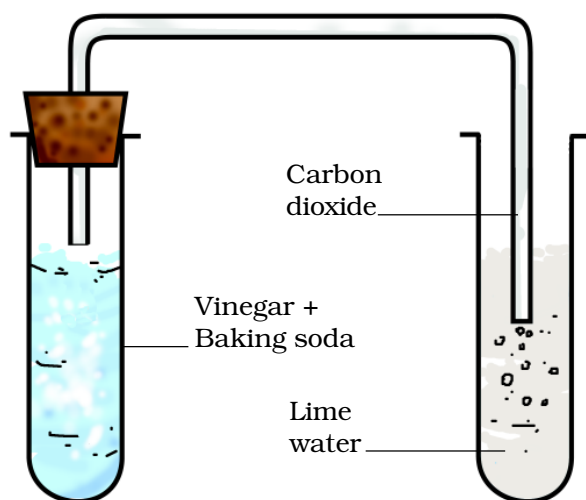
What happens to the lime water?

The change in the test tube is as follows:

Vinegar (Acetic acid) + Baking soda (Sodium hydrogencarbonate) →

Carbon dioxide + other substances

The reaction between carbon dioxide and lime water is as follows:



*Fig. 6.5 Set up to pass gas through lime water*

Carbon dioxide ( $\text{CO}_2$ ) + Lime water [ $\text{Ca}(\text{OH})_2$ ]  $\rightarrow$  Calcium Carbonate ( $\text{CaCO}_3$ ) + Water ( $\text{H}_2\text{O}$ )

When carbon dioxide is passed through lime water, calcium carbonate is formed, which makes lime water milky. The turning of lime water into milky is a standard test of carbon dioxide. You will use it in Chapter 10 to show that the air we breathe out is rich in carbon dioxide.

In Activities 6.6–6.8, you saw that in each change one or more new substances were formed. In Activity 6.6, the ash was the new substance formed when magnesium was burnt. In Activity 6.7, the reaction of copper sulphate with iron produced iron sulphate and copper. Both of these are new substances. Copper was deposited on the shaving blade of iron. In Activity 6.8, vinegar and baking soda together produced carbon dioxide, which turned lime water milky. Can you name the new substance formed in this reaction?

A change in which one or more new substances are formed is called a **chemical change**. A chemical change is also called a **chemical reaction**.

Chemical changes are very important in our lives. All new substances are formed as a result of chemical changes. For example, if a metal is to be extracted from an ore, such as iron from iron ore, we need to carry out a series of chemical changes. A medicine is the end product of a chain of chemical reactions. Useful new materials, such as plastics and detergents, are produced by chemical reactions. Indeed, every new material is discovered by studying chemical changes.

We have seen that one or more new substances are produced in a chemical change. In addition to new products, the following may accompany a chemical change:

- Heat, light or any other radiation (ultraviolet, for example) may be given off or absorbed.
- Sound may be produced.
- A change in smell may take place or a new smell may be given off.
- A colour change may take place .
- A gas may be formed.

Let us look at some examples.

You saw that burning of magnesium ribbon is a chemical change. Burning of coal, wood or leaves is also a chemical change. In fact, burning of any substance is a chemical change. Burning is always accompanied by production of heat.

Explosion of a firework is a chemical change. You know that such an explosion produces heat, light, sound and unpleasant gases that pollute the atmosphere. That is why you are advised not to play with fireworks.

When food gets spoiled, it produces a foul smell. Shall we call this change a chemical change?

You must have noticed that a slice of an apple acquires a brown colour if it is not consumed immediately. If you have not seen this change in colour, cut a fresh slice of apple and keep it away for some time. Repeat the same activity with a slice of potato or brinjal. The change of colour in these cases is due to the formation of new substances. Are not these changes chemical changes?

In Chapter 5, you neutralised an acid with a base. Is neutralisation a chemical change?

### A protective shield

You must have heard of the ozone layer in our atmosphere. It protects us from the harmful ultraviolet radiation which come from the sun. Ozone absorbs this radiation and breaks down to oxygen. Oxygen is different from ozone. Can we call the breaking down of ozone a chemical change?

If ultraviolet radiation were not absorbed by ozone, it would reach the earth's surface and cause harm to us and other life forms. Ozone acts as a natural shield against this radiation.



We learnt in Chapter 1 that plants produce their food by a process called photosynthesis. Can we call photosynthesis a chemical change?



Paheli said that even digestion is a chemical change.

## 6.3 RUSTING OF IRON

Let us get back to rusting. This is one change that affects iron articles and slowly destroys them. Since iron is used in making bridges, ships, cars, truck bodies and many other articles, the monetary loss due to rusting is huge.

The process of rusting can be represented by the following equation:

Iron (Fe) + Oxygen ( $O_2$ , from the air) + water ( $H_2O$ )  $\rightarrow$  rust (iron oxide  $Fe_2O_3$ )

**For rusting, the presence of both oxygen and water (or water vapour) is essential.**

In fact, if the content of moisture in air is high, which means if it is more humid, rusting becomes faster.

So, how do we prevent rusting? Prevent iron articles from coming in contact with oxygen, or water, or both. One simple way is to apply a coat of paint or grease. In fact, these coats should be applied regularly to prevent rusting. Another way is to deposit a layer of a metal like chromium or zinc on iron.



Oh, that is why my friend Rita is always complaining about iron articles rusting so fast. She lives near the coast.

This process of depositing a layer of zinc on iron is called **galvanisation**. The iron pipes we use in our homes to carry water are galvanised to prevent rusting.

You know that ships are made of iron and a part of them remains under water. On the part above water also, water drops keep clinging to the ship's outer surface. Moreover, the water of the sea contains many salts. The salt water makes the process of rust formation faster. Therefore, ships suffer a lot of damage from rusting in spite of being

Stainless steel is made by mixing iron with carbon and metals like chromium, nickel and manganese. It does not rust.

painted. So much so, that a fraction of ship's iron has to be replaced every year. Can you imagine the monetary loss to the world?

## 6.4 CRYSTALLISATION

In Class VI you have learnt that salt can be obtained by the evaporation of sea water. The salt obtained in this manner is not pure and its crystals are small. The shape of the crystals cannot be seen clearly. However, large crystals of pure substances can be formed from their

solutions. The process is called **crystallisation**. It is an example of a physical change.

## Activity 6.9

(To be performed in the presence of the teacher)

### CAUTION

Use only dilute sulphuric acid. Be careful while boiling water.

Take a cupful of water in a beaker and add a few drops of dilute sulphuric acid. Heat the water. When it starts boiling add copper sulphate powder slowly while stirring continuously (Fig. 6.6). Continue adding copper sulphate powder till no more powder can be dissolved. Filter the solution. Allow it to cool. Do not disturb the solution when it is cooling. Look at the solution after some time. Can you see the crystals of copper sulphate? If not, wait for some more time.




Fig. 6.6 Crystals of copper sulphate

You have learnt about physical and chemical changes. Try to identify changes that you observe around you as physical or chemical changes.

## Keywords

Chemical change

Crystallisation

Physical change

Chemical reaction

Galvanisation

Rusting

## What you have learnt

- Changes can be of two types, physical and chemical.
- Physical changes are changes in the physical properties of substances. No new substances are formed in these changes. These changes may be reversible.
- In chemical changes new substances are produced.
- Some substances can be obtained in pure state from their solutions by crystallisation.

## Exercises

- Classify the changes involved in the following processes as physical or chemical changes:
  - Photosynthesis
  - Dissolving sugar in water
  - Burning of coal
  - Melting of wax
  - Beating aluminium to make aluminium foil
  - Digestion of food
- State whether the following statements are true or false. In case a statement is false, write the corrected statement in your notebook.
  - Cutting a log of wood into pieces is a chemical change. (True/False)
  - Formation of manure from leaves is a physical change. (True/False)



- (c) Iron pipes coated with zinc do not get rusted easily. (True/False)
- (d) Iron and rust are the same substances. (True/False)
- (e) Condensation of steam is not a chemical change. (True/False)
3. Fill in the blanks in the following statements:
- (a) When carbon dioxide is passed through lime water, it turns milky due to the formation of \_\_\_\_\_.
- (b) The chemical name of baking soda is \_\_\_\_\_.
- (c) Two methods by which rusting of iron can be prevented are \_\_\_\_\_ and \_\_\_\_\_.
- (d) Changes in which only \_\_\_\_\_ properties of a substance change are called physical changes.
- (e) Changes in which new substances are formed are called \_\_\_\_\_ changes.
4. When baking soda is mixed with lemon juice, bubbles are formed with the evolution of a gas. What type of change is it? Explain.
5. When a candle burns, both physical and chemical changes take place. Identify these changes. Give another example of a familiar process in which both the chemical and physical changes take place.
6. How would you show that setting of curd is a chemical change?
7. Explain why burning of wood and cutting it into small pieces are considered as two different types of changes.
8. Describe how crystals of copper sulphate are prepared.
9. Explain how painting of an iron gate prevents it from rusting.
10. Explain why rusting of iron objects is faster in coastal areas than in deserts.
11. The gas we use in the kitchen is called liquified petroleum gas (LPG). In the cylinder it exist as a liquid. When it comes out from the cylinder it becomes a gas (Change – A) then it burns (Change – B). The following statements pertain to these changes. Choose the correct one.
- (i) Process – A is a chemical change.
- (ii) Process – B is a chemical change.
- (iii) Both processes A and B are chemical changes.
- (iv) None of these processes is a chemical change.
12. Anaerobic bacteria digest animal waste and produce biogas (Change – A). The biogas is then burnt as fuel (Change – B). The following statements pertain to these changes. Choose the correct one.
- (i) Process – A is a chemical change.
- (ii) Process – B is a chemical change.


- (iii) Both processes A and B are chemical changes.
- (iv) None of these processes is a chemical change.

### Extended Learning — Activities and Projects

1. Describe two changes that are harmful. Explain why you consider them harmful. How can you prevent them?
2. Take three glass bottles with wide mouths. Label them A, B and C. Fill about half of bottle A with ordinary tap water. Fill bottle B with water which has been boiled for several minutes, to the same level as in A. In bottle C, take the same boiled water and of the same amount as in other bottles. In each bottle put a few similar iron nails so that they are completely under water. Add a teaspoonful of cooking oil to the water in bottle C so that it forms a film on its surface. Put the bottles away for a few days. Take out nails from each bottle and observe them. Explain your observations.
3. Prepare crystals of alum.
4. Collect information about the types of fuels used for cooking in your area. Discuss with your teachers/parents/others which fuels are less polluting and why.

### Did you know?

Near the Qutub Minar in Delhi stands an iron pillar (Fig. 6.7) which is more than 7 metres high. It weighs more than 6000 kg. It was built more than 1600 years ago. After such a long period it has not rusted. For its quality of rust resistance it has been examined by scientists from all parts of the world. It tells something about the advances India had made in metal technology as back as 1600 years ago.



*Fig. 6.7 Iron pillar*